



# COMMERCIAL DUTY

## Engine Driven General Purpose Portable Pumps

**Die-Cast Aluminum or Cast Iron,  
Self-Priming Engine Driven Pumps**

- Available with Honda, B&S Gasoline or Yanmar Diesel Engines
- 2" and 3" Port Sizes
- Die-Cast Aluminum or Cast Iron
- Max. Flow: 300 GPM
- Max. Head: 106 Ft.
- Max. Solids Handling: 1/2" or 3/4"
- Max. Lift: 26 Ft.
- EPDM Seal and O-Rings
- Optional Viton® Elastomers & Carbide Seal
- Optional Wheel Kit

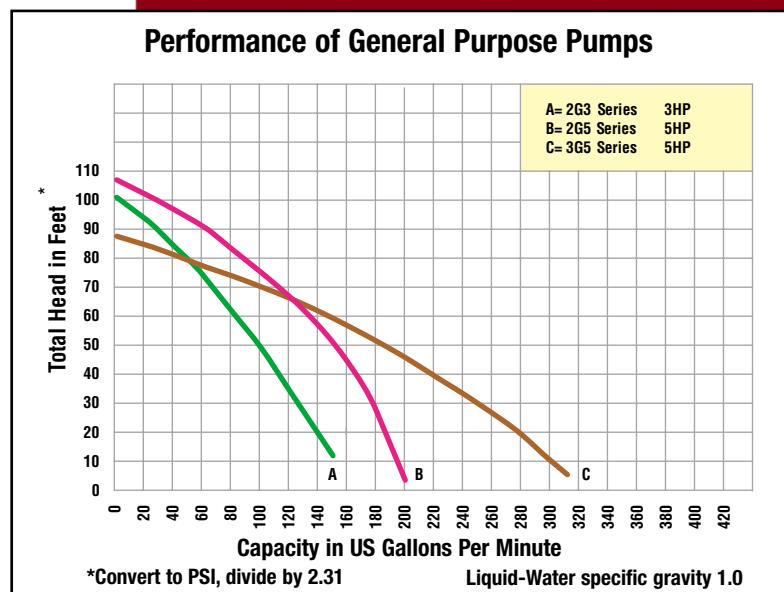


**Model 2G5AR**



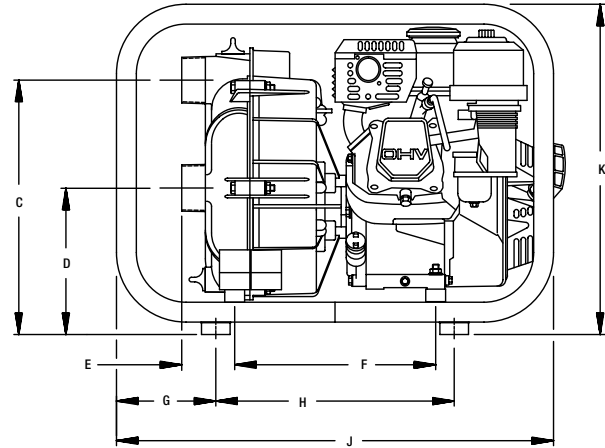
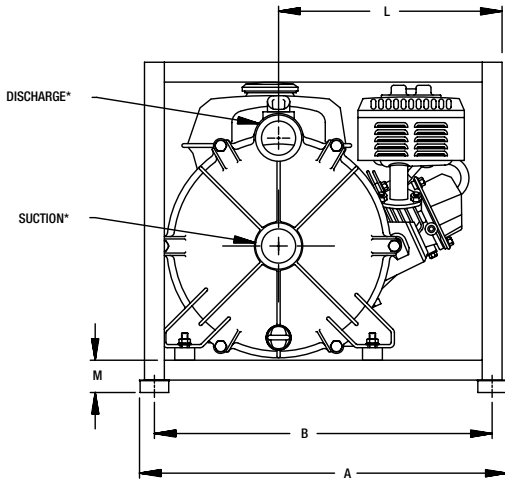
**Model 2G5ACR**

Portable and Lightweight Self-Priming Pumps are available in die-cast aluminum, or cast iron housing. Engine options include B&S, Honda or Yanmar. Heavy duty roll cage and strainer included. For use with nonflammable liquids compatible with pump component materials.



\*Viton® and Teflon® are registered trademarks of DuPont

# General Purpose Portable Pumps



DIMENSIONS:  
INCHES  
[MILLIMETERS]

MODEL	A	B	C	D	E	F	G	H	J	K	L	M	DISCH*	SUCT*
2G3	19.50 [495]	18.00 [457.2]	12.81 [325.4]	7.38 [187.4]	2.67 [67.8]	10.19 [258.8]	7.40 [187.1]	9.30 [235.5]	24.3 [617]	20 [508]	11.36 [288.5]	1.80 [46.2]	** 2.00	** 2.00
2G5	19.50 [495]	18.00 [457.2]	12.81 [325.4]	7.38 [187.4]	2.83 [71.9]	10.29 [261.4]	7.40 [187.1]	9.30 [235.5]	24.3 [617]	20 [508]	11.36 [288.5]	1.80 [46.2]	** 2.00	** 2.00
3G5	19.50 [495]	18.00 [457.2]	13.40 [340.4]	7.38 [187.4]	5.22 [132.6]	10.12 [257.0]	7.40 [187.1]	9.30 [235.5]	24.3 [617]	20 [508]	11.36 [288.5]	1.80 [46.2]	** 3.00	** 3.00

(\*\*) STANDARD NPT (MALE) PIPE THREAD.

## 2" General Purpose Dewatering Pumps

Alum. Model#	Ship Wt.	Curve	C. Iron Model#	Ship Wt.	Ports	Driver	Seal	Run Time	Tank size
2G3AR	72	A	2G3ACR	94	2" NPT	B&S 525	EPDM/CER/CAR	180 min.	3 qt.
2G5QR	76	B	2G5QCR	98	2" NPT	Honda GC160	EPDM/CER/CAR	60 min.	1.8 qt.
2G5AR	78	B	2G5ACR	100	2" NPT	B&S CP650	EPDM/CER/CAR	90 min.	3 qt.
2G5HR	82	B	2G5HCR	104	2" NPT	HONDA GX160	EPDM/CER/CAR	100 min.	3.8 qt.
2G5YR	103	B	2G5YCR	125	2" NPT	Yanmar Diesel L48	EPDM/CER/CAR	110 min.	2.6 qt.

Maximum Solids Handling Capability: 1/2" Diameter

## 3" General Purpose Dewatering Pumps

Alum. Model#	Ship Wt.	Curve	C. Iron Model#	Ship Wt.	Ports	Driver	Seal	Run Time	Tank size
3G5QR	78	C	3G5QCR	111	3" NPT	Honda GC160	EPDM/CER/CAR	60 min.	1.8 qt.
3G5AR	88	C	3G5ACR	121	3" NPT	B&S CP650	EPDM/CER/CAR	100 min.	3 qt.
3G5HR	92	C	3G5HCR	125	3" NPT	HONDA GX160	EPDM/CER/CAR	100 min.	3.8 qt.
3G5YR	113	C	3G5YCR	146	3" NPT	Yanmar Diesel L48	EPDM/CER/CAR	110 min.	2.6 qt.

Maximum Solids Handling Capability: 3/4" Diameter

## 5/8" Threaded Kit (Single)

Alum. Model #	Alum. Ship Wt. (lbs.)	Cast Iron Model #	Cast Iron Ship Wt. (lbs.)	Seal Type & Elastomer/Faces	Mounting
2G3	30	2G3C	30	EPDM Cer/Car	Handle
2G5	31	2G5C	31	EPDM Cer/Car	Handle
3G5	39	3G5C	39	EPDM Cer/Car	Handle

## 3/4" Keyed Kit (Single)

Alum. Model #	Alum. Ship Wt. (lbs.)	Cast Iron Model #	Cast Iron Ship Wt. (lbs.)	Seal Type & Elastomer/Faces	Mounting
2G3K	30			EPDM Cer/Car	Handle
3G5K	39			EPDM Cer/Car	Handle

## Standard Features

- ▶ Cast Iron Impeller and Cast Iron Volute
- ▶ EPDM Seal with Ceramic & Carbon Faces
- ▶ Optional Viton®/Carbide Seal & O-Ring
- ▶ Built-In Check Valve
- ▶ Horizontal Discharge and Male NPT Threaded Connections
- ▶ Choice of Briggs & Stratton, Honda Gasoline or Yanmar Diesel Engines
- ▶ Optional Wheel Kit
- ▶ Strainer Supplied
- ▶ Heavy Duty Roll Frame
- ▶ Maximum Temperature 180° F

\*Viton® and Teflon® are registered trademarks of DuPont.

WARNING: Do not use in explosive atmosphere or for pumping volatile flammable liquids.

See price book page 2

The Gorman-Rupp Company reserves the right to discontinue any model or change specifications at any time without incurring any obligation.

CP7-8 / 1006